



湖北民族大学  
HUBEI MINZU UNIVERSITY

01  
01  
01  
02  
02  
02  
02  
04  
04  
04  
07  
07  
10  
10  
11  
12  
12  
12  
13  
14  
15  
15  
16  
17  
17  
20  
21  
22  
23  
23  
24  
25  
25  
25  
26  
27




0

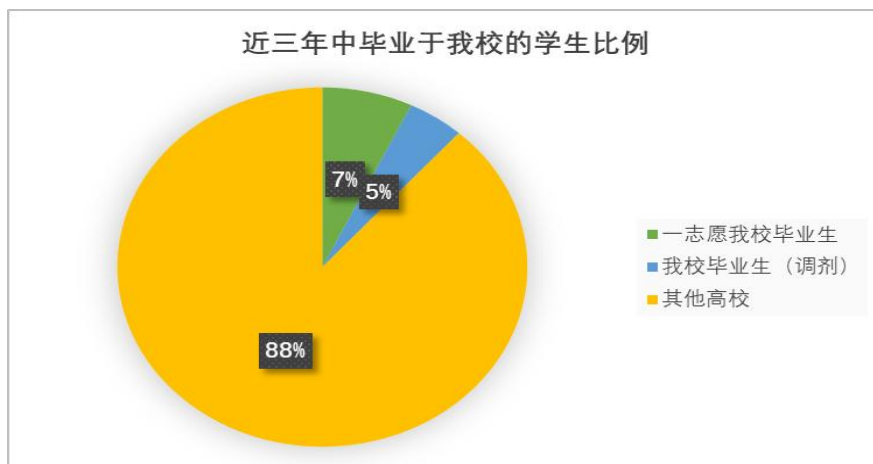
				102 0

1

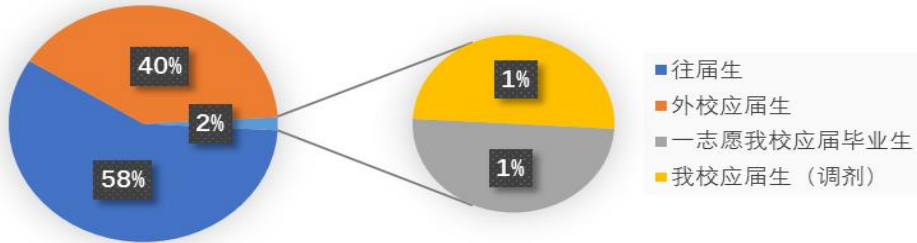
1



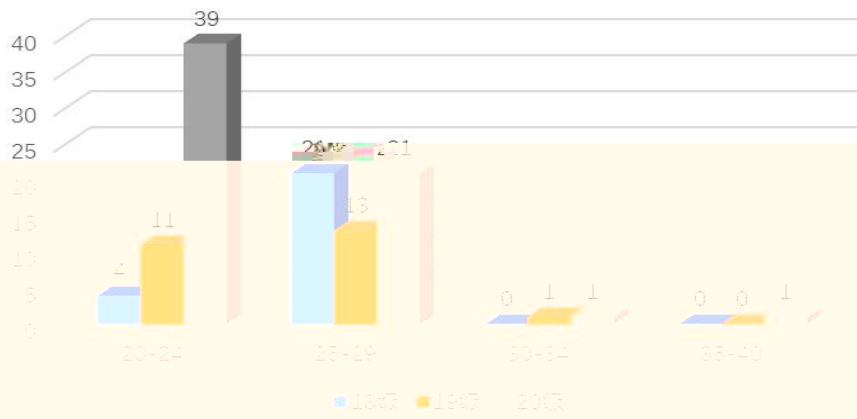
2018 03 07



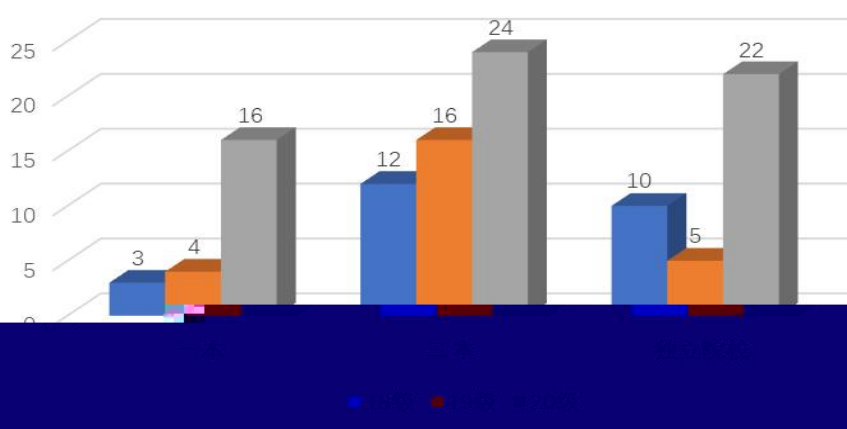
近三年中我校应届生考生占比

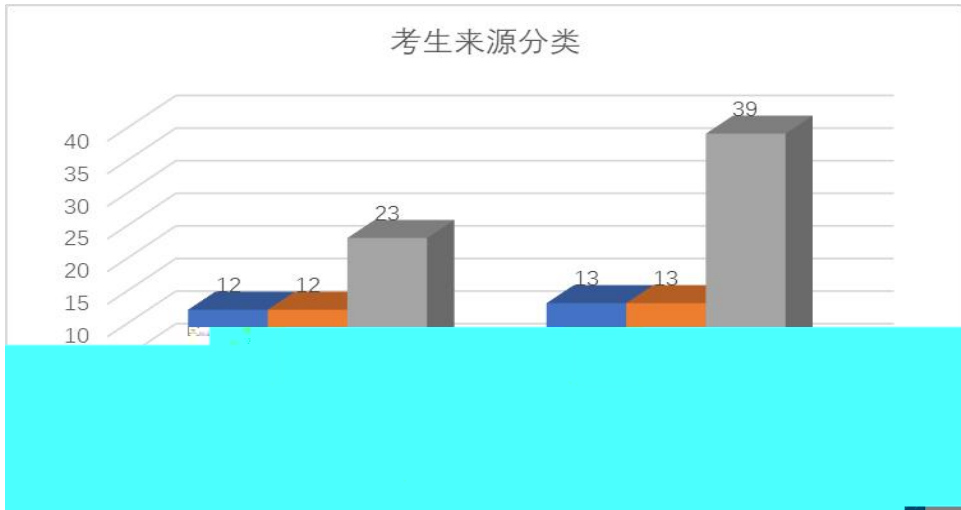
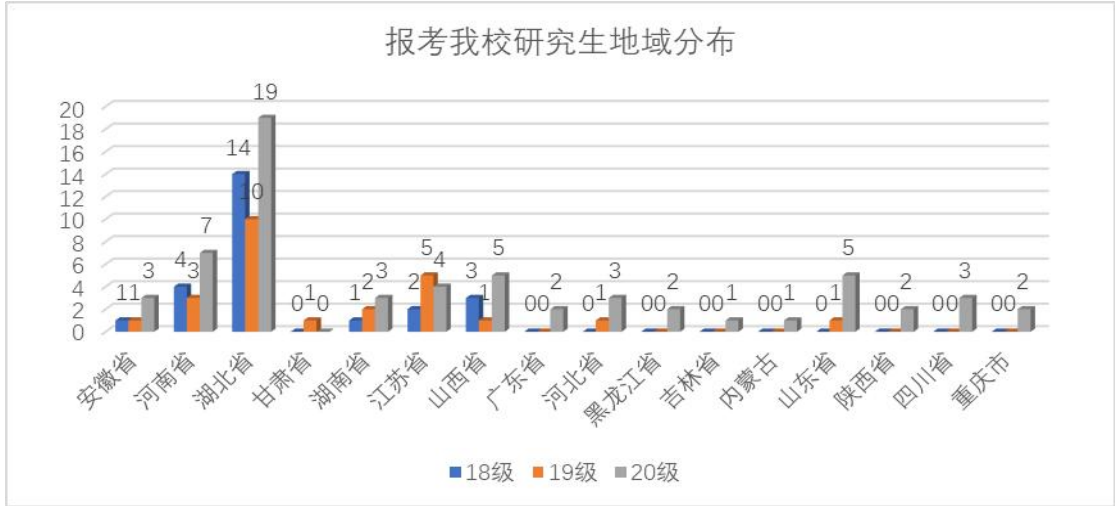


年龄结构分布



本科毕业批次





14

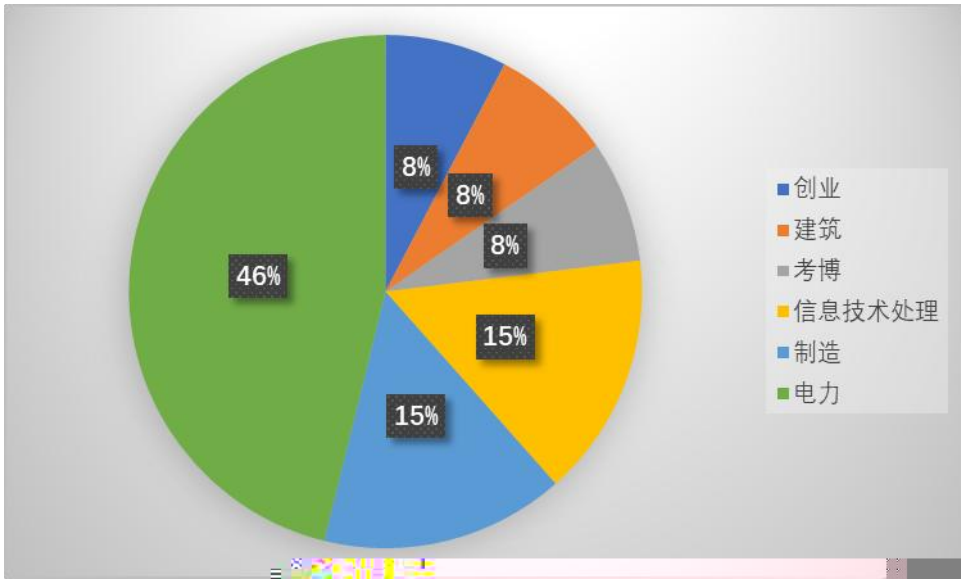
15

93.33

14



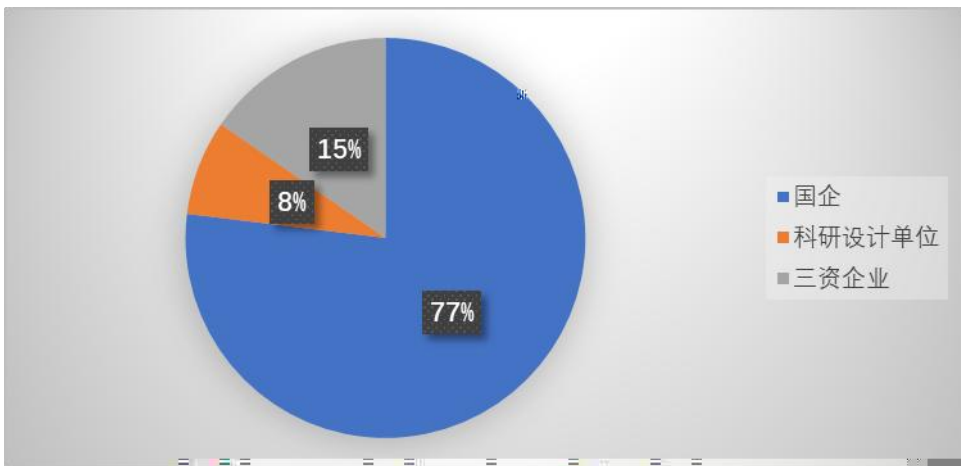
13  
1  
0  
14  
14 100  
1 7.69 8  
8 100.00 1  
12.5 6 100.00  
46.15  
7.69 15.38 15.38



76.92

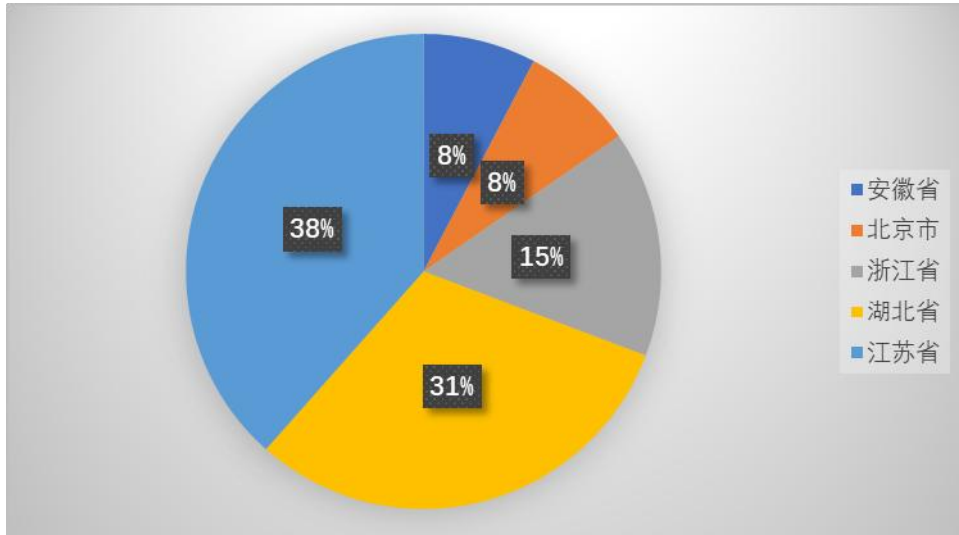
15.38

7.69



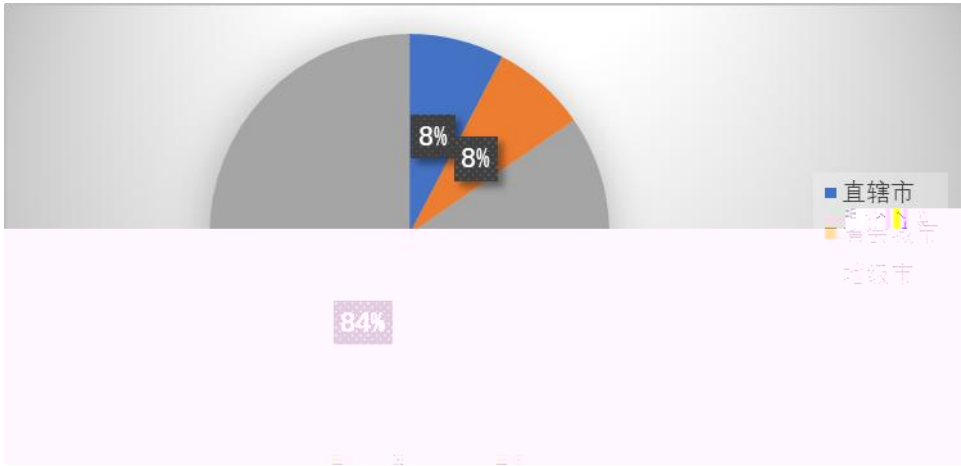
30.77

38.46




84.62 7.69

7.69



100.00%



10

2

50

110

58

74.1

39

28.2

7.8

52

16

45

16


102

351.7

93.10 0 0	27 6.9 0	86.21 13.79 0

25

4

0

3

10.34

16

0

16

61

381.25

20

ITEM2

+

1

1

15

110




10

10

18

1

1

1



)

(

5-7

1

2

( )

Ã 10'LY IP+O",•È n

Np!O ABA,μ \* « j 7' • D Lμ,Mć) €D,đ

ÑM\$†} .D4  
\$† à • áY@ĚrDR (

( 709G' "N ò ¥ 1

1

1

2

2

1

2

20000

6000

2 8

3

[2011]11

,

[ [2013]3 ]

( )

GB7713-87 (

)

1



2

3

2020

1

15





2

3

1

2

3

4